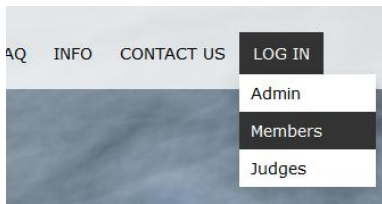


MEMBERS LOG IN GUIDE

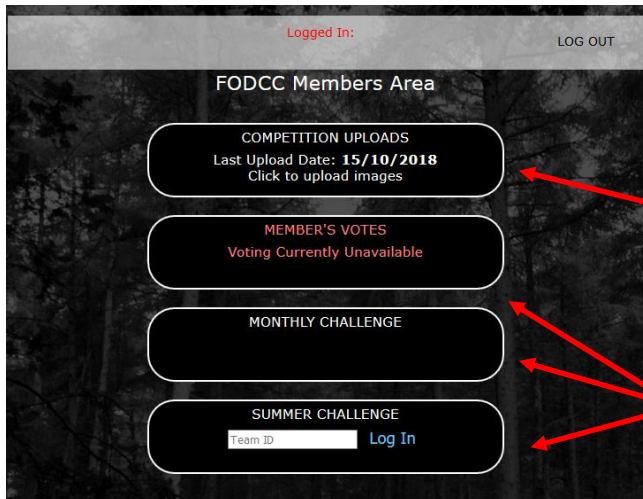


On the website Menu select LOG IN and click onto Members



This will take you to the Members Log In form.

Enter the email address registered with FODCC and your PIN



You will then enter the Members Area.

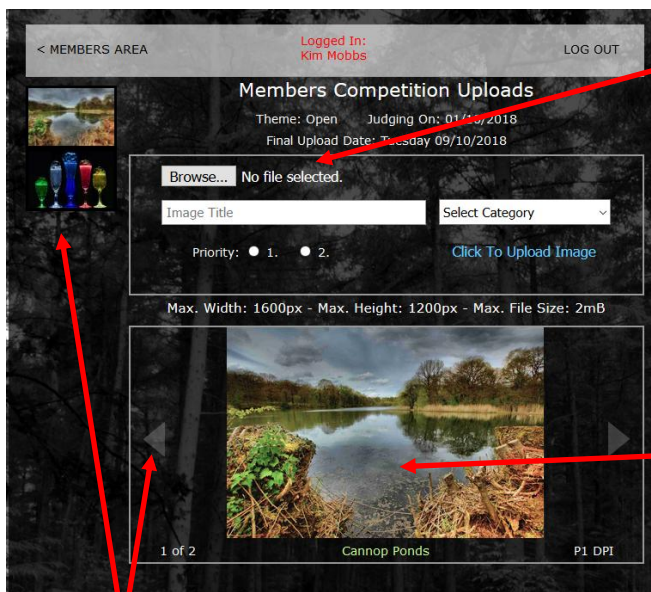
(a work in progress)

Click onto the Competition Upload box

When the final upload date has passed access is disabled.

For Future use?

THE UPLOAD FORM



First click the browse button and select your image

** Note the restrictions (Max Width etc..)

A Title must be added and a Category and Priority must be selected.

Only 2 images per category are allowed and a maximum of only one of each priority is allowed.

If the image has uploaded successfully it will appear here and a thumbnail will appear on the left.

An unsuccessful upload will generate an error message

To navigate click a thumbnail image or one of the chevrons at the side of the main image

EDITING / REMOVING AN IMAGE

< MEMBERS AREA Logged In: kim Mobbs LOG OUT

Members Competition Uploads

Theme: Open Judging On: 01/10/2018
Final Upload Date: Wednesday 10/10/2018

REMOVE THE IMAGE BELOW FROM THE COMPETITION?

Cannop Ponds DPI

Priority: 1. 2. [Click To Remove Image](#)

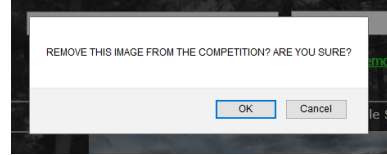
Max. Width: 1600px - Max. Height: 1200px - Max. File Size: 2mB

1 of 1 Cannop Ponds P1 DPI

**** You should check that the title is correct and that the image is entered in the correct category with the correct priority. An image can only be removed and replaced. ****

To remove an image click onto the main image and the 'Click to Remove Image' option will appear.

Click this link and you are asked to confirm removal.



Selecting Cancel resets the form.